



New York City Public Schools

Community Education Council 14

March 12, 2026

Dr. David Cintron, Superintendent



Superintendent Updates



Dr. David Cintron, Superintendent




Congratulations
Justin G. and Ashlie R.

★ CIVICS ●



Showcasing Innovative Station Learning at P.S. 17


P.S.17K proudly hosted the District 14 Open House, welcoming colleagues, members of the CEC, and local elected officials from across the district to showcase our innovative station-based learning as well as many improvements made throughout our school. Visitors had the opportunity to observe engaging instruction, collaborative learning environments, and the strong commitment of our staff and students to continuous growth and excellence.







Living Our LEARN Values February 9-13 | P.S. 110

During Respect for All Week, students will demonstrate respect, empathy, and inclusion through our schoolwide LEARN values. We will wear a different color each day to symbolize these values. Each day includes morning announcements, classroom discussions, and student-friendly activities that help children practice these skills in meaningful, age-appropriate ways.


MONDAY – LEADER
Wear Purple
Leaders show respect by making good choices and standing up for others.


TUESDAY – EMPATHY
Wear Blue
We show respect when we care about how others feel and honor differences.


WEDNESDAY – ASK
Wear Yellow
Asking for help, asking questions, and asking to be included shows respect.


THURSDAY – REPAIR
Wear Green
Respect means taking responsibility, apologizing, and making things right.


FRIDAY – NURTURE
Wear Red
We nurture ourselves, others, and our school so everyone feels they belong.

Talk at Home:
What LEARN skill did you practice today?
How did you show respect?

PS 110 Celebrates Black History Month!
We enjoyed a lively performance by Haitian dance group La Troupe Zetwal, and a Family Night with Marquis Studios featuring African dance with Khadija and a Basquiat-inspired mural project.
We also celebrated Respect for All Week by practicing our school’s L.E.A.R.N. values, led by our Student Council.
Classrooms rounded out the month by learning about and celebrating the Lunar New Year.

We love our PS 110 Community!





CELEBRATING BLACK CULTURE CONCERT



WEIGHT ROOM





PODCAST ROOM





VALENTINES DAY





CULINARY LAB



JMC FEBRUARY HIGHLIGHTS



RIBBON CUTTING CEREMONY





THE DISTRICT VISION

IS TO CULTIVATE THE BRILLIANCE AND EXCELLENCE IN EVERY CHILD.

THE DISTRICT MISSION

IS TO WORK TOGETHER TO IMPROVE LEARNING FOR ALL STUDENTS IN A RESPECTFUL, INCLUSIVE AND SAFE LEARNING ENVIRONMENT FOCUSED ON ELIMINATING THE ACHIEVEMENT GAP.



CORE DISTRICT VALUES

- 1** EVERYONE HAS A RIGHT TO FEEL SAFE, RESPECTED, AND INCLUDED.
- 2** EVERYONE HAS THE POTENTIAL TO LEARN AND TO ACHIEVE EXCELLENCE.
- 3** WORKING TOGETHER WE CAN ACHIEVE MORE THAN WE CAN ON OUR OWN.
- 4** EVERYONE MUST TAKE PERSONAL RESPONSIBILITY FOR THE SUCCESS OF ALL STUDENTS.
- 5** CONTINUAL IMPROVEMENT ACROSS THE DISTRICT IS NECESSARY FOR OUR SUCCESS.

District 14 Priorities

01 Priority 1

Ensure students think critically about the world and affect change, schools must ensure that literacy skills, especially in the early grades, are developed rigorously across all domains. Curriculum choices should include frameworks for diversity, inclusivity, and culturally sustaining practices in order to prepare students for the increasingly globalized job-market and world.

02 Priority 2

Social-emotional learning and wellness must be embedded in all aspects of the life of schools for students to thrive. This work must be evident throughout the school day and during out-of-school time. In doing so, schools will support students in a comprehensive way leading to greater school and life outcomes

03 Priority 3

Working together, we can achieve more than we can individually. The District will cultivate and sustain a culture of trust and collaborative inquiry to disrupt inequities and leverage its community members as assets in order to ensure that everyone is learning together and sharing what works in order to uplift the entire District community.

04 Priority 4

For students to have the opportunity to accelerate their learning, a culture of robust data analysis and progress monitoring must be cultivated and sustained to ensure that students get what they need, when they need it. Be exploring a comprehensive assessment plan with clear benchmarks for success, including plans for supporting struggling students as well as enrichment, schools will ensure that continual improvement is achieved.

05 Priority 5

Students have a right to a school environment that enables them to develop an orientation toward the common good. The District and schools should provide opportunities for students to affirm their identities, strengthen relationships, and define their role within the community and as leaders in society. In doing so, students will take action to make a difference.

06 Priority 6

Schools and Districts share the responsibility of ensuring that families are active partners in their children's education, and that they have access to the resources needed in an easily accessible way. Principals, parent leaders, and parent coordinators working together in a coordinated way will model this and ensure that family engagement is both meaningful and impactful.



District Goals and Actions...

1

By June 2026, schools will implement a comprehensive multi-tiered system of support that includes Tier 2 and Tier 3 evidence-based interventions that includes a strategic alignment of instructional, fiscal, human resources and time. The system will be monitored by the leadership team to ensure there is a significant reduction of the percentage of students performing below grade level throughout the year as measured by:

- 50% of students performing below grade by the middle of year diagnostic and an additional reduction of 50% by the end of year literacy diagnostic assessments.

2

By June 2026, schools will implement a responsive classroom approach embedded within the instructional program and professional development to actively engage all stakeholders in regular social-emotional learning (SEL), mental health skill-building, and mindfulness practices. This integrated approach will promote student wellness, foster safe and inclusive learning environments, and lead to measurable improvements in student behavior, emotional regulation, and school climate as measured by:

- An increase in attendance from 89.9% to 93% as reported on the NYCPS Info Hub.
- A reduction of chronic absenteeism from 36.2% to 32% as reported on the NYCPS Info Hub.
- An increase of students trusting and respecting each other from 75% to 80% as reported on the NYC School Survey.



District Goals and Actions continued...

3

By June 2026, District 14 will ensure that all students have a high-quality academic experience by increasing teacher capacity to deliver personalized, differentiated instruction through daily station-teaching models and AI-enhanced instructional design. This experience will include individualized teacher-led stations, Specially Designed Instruction (SDI) for Students with Disabilities, and targeted scaffolds for English Language Learners. These efforts will result in increased student achievement and reduced learning gaps, as measured by the following outcomes:

- All students performing on or above grade level on the NYS ELA Test will increase from 62.9% to 77.9%.
- All students performing on or above grade level on the NYS Mathematics Test will increase from 58.5% to 73.5%.
- English Language Learners performing on or above grade level on the NYS ELA Test will increase from 18.8% to 38.8%.
- English Language Learners performing on or above grade level on the NYS Mathematics Test will increase from 28.3% to 48.3%.
- Students with Disabilities performing on or above grade level on the NYS ELA Test will increase from 35% to 55%.
- Students with Disabilities performing on or above grade level on the NYS Mathematics Test will increase from 34.1% to 54.1%.

4

By June 2026, schools will expand college and career readiness programming by leveraging external partnerships to provide students with enriched STEM learning opportunities, entrepreneurship education, and financial literacy. This integrated approach will result in an increase from 83% to 88% of students reporting that they have opportunities to learn about different careers to help them think about their future, as measured by the NYC School Survey.

5

By June 2026, District 14 will strengthen home-school partnerships by expanding family leadership in key decision-making processes and the implementation of school and district goals. Family engagement activities will be intentionally linked to student learning, and families will be empowered to access and utilize NYCPS and community partner resources. This approach will result in an increase in parent engagement from 94% to 99%, as measured by the NYC School Survey for parental involvement.



We're saving for college and career training, together!



Here's how much money students at our district have received in their NYC Scholarship Accounts:

\$ 539,894

Have you completed the Building Blocks yet?

You can earn up to \$75 more for your child by completing the 3 Building Blocks:



Activate



Open



Deposit



Our Schools. Our Future:

Conversations with the Chancellor



Brooklyn (Tuesday - 3/24)
John Dewey High School
2471 Stillwell Ave, Brooklyn, NY 11223

Looking Ahead



Upcoming Important Dates:

- 03/18 Family Institute for Sustainable Change @ PS 147 9 am - 10:30am
- 03/18 Parent Teacher Conference (6-12 & HS)
- 03/19 Presidents' Council Mtg @ 6:15pm (Virtual)
- 03/20 Eid-al-Fitr (Schools Closed)
- 03/25 Parent Leadership Summit @ 9am



Stay Informed

Website: www.district14nycps.org

Instagram:

<https://www.instagram.com/communityschooldistrict14/>

X: <https://x.com/NYCPSD14>

CEC 14: <https://cec14.org/d14schools.html>



School Budgets

SY 2026-2027

March 2026

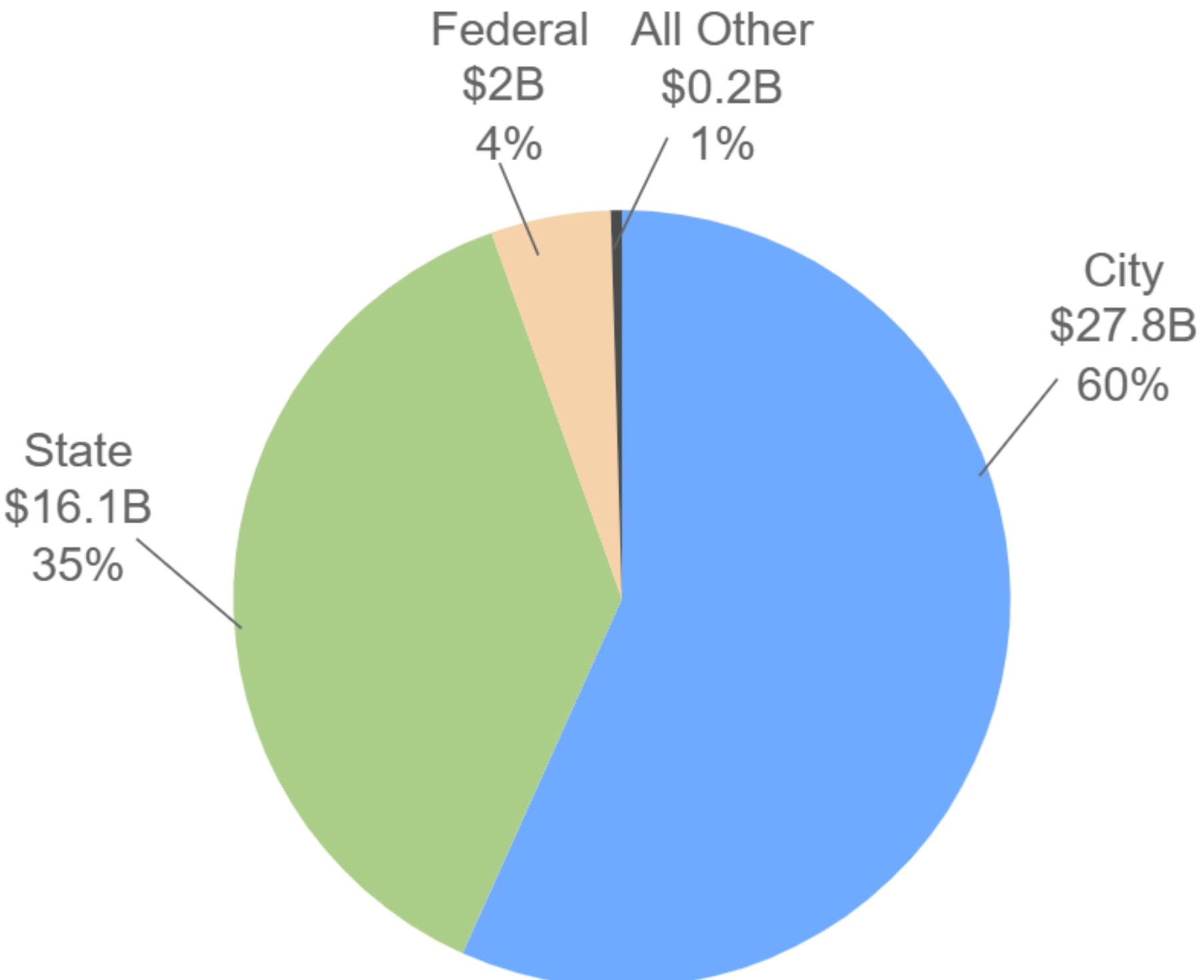


Table of Contents

- 1** Review the NYCPS' & Your District's Budget
- 2** Review Fair Student Funding
- 3** Review School Budget Webpages

Where Does Our Funding Come From?

\$46.1 billion
\$34,717 per student



(\$ in Billions; totals may vary slightly due to rounding)

How is the \$46.1B NYC Public Schools Budget Spent?

- The \$46.1 NYCPS budget is distributed by the city, in the financial plan, within designated spending buckets.
- The below figures show how the city has allocated funds to NYCPS in FY 2027.
- The FY 2027 budget according to FY27 January Plan highlights how Schools and their Administration will schedule their budgets.
- This FY27 January Plan report details how the **\$20.3** billion in City Funds for Early Childhood and K-12 Instruction are planning on being spent for the 2026-2027 school year.

\$19.8B

\$19.8B, or 43% of the budget is Non-Discretionary

Area	Amount	%
Employee Benefits	\$9.0B	19%
Debt Services	\$4.1B	9%
Charter Schools	\$3.7B	8%
Non-Public & Contract Schools	\$3.0B	7%
Total	\$19.8B	43%

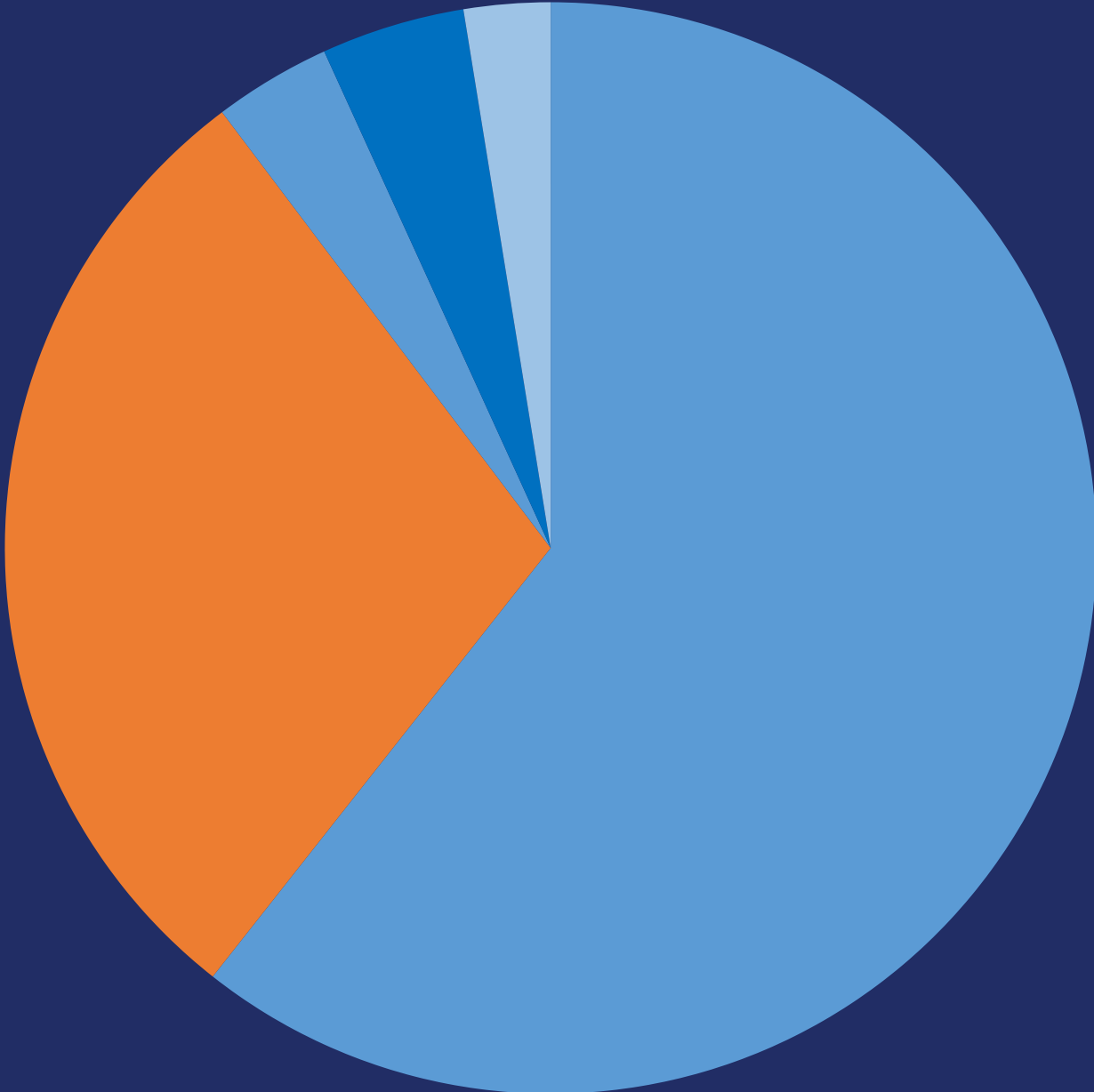
\$26.3B

\$26.3B, or 57% of the budget is Discretionary with \$20.3B or 44% in direct supports to schools & students

Area	Amount	%
K-12 Schools	\$17.5B	38%
Early Childhood	\$2.8B	6%
School Operations	\$5.5B	12%
Field Admin Offices	\$0.4B	0.8%
Central Admin	\$0.1B	<1%
Total	\$26.3B	57%


District 14 2025-2026 School Budgets

\$370 million



As of the FY 2026 adopted budget.

Principals together with the School Leadership Team (SLT) decide how the school will use their money.



- **School Leadership Team (SLT)**
 - *Work collaboratively with the Principal to create or update the school's Comprehensive Educational Plan (CEP) based on school specific instructional needs and priorities.*
- **Superintendents**
 - *Underscore the Chancellor's goals and responsible for ensuring resources are aligned to the school's CEP.*
- **Field Teams**
 - *Budget Directors and Human Resource Directors provide guidance and ensure adherence to policies.*

Fair Student Funding (FSF)

- What is FSF?
- How does FSF work?
- Proposed weights for SY 2026-2027

Fair Student Funding (FSF) is the largest funding stream provided making up about two-thirds of NYCPS K-12 budgets.

- The formula is based on the number of students enrolled at each school + the specific needs of those students.
- Student needs are “weighted” based on the cost of meeting a student's educational need (e.g., academic needs, special education needs).
- Schools get more money for students who need more support.
- FSF gives principals flexibility to hire teachers, counselors, support staff, after-school programs, and more.

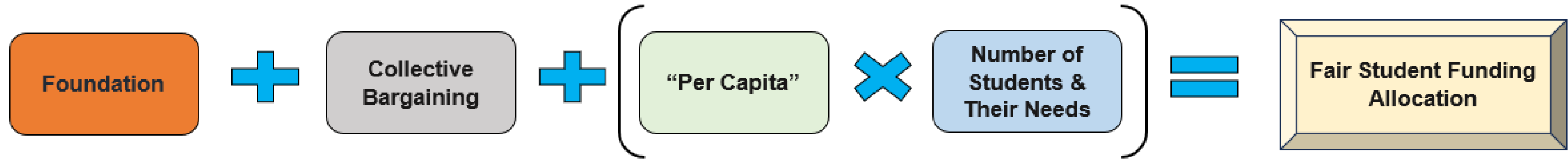


What's Supported Outside of the FSF Formula?

- Charter schools
- 3K, PreK, Mandated Individual Education Plan (IEP/special-ed) related services and IEP paraprofessionals (e.g., speech teachers, occupational therapists, and 1:1 paraprofessionals).
- D75/Citywide Special Education programs are also funded separately. Funding is provided based on a class model.

How Does Fair Student Funding Work?

Each Schools FSF Budget comprises of four pieces



- **Foundation:** Every schools gets \$225,000.
- **Collective Bargaining:** help schools pay for contractual increases for school staff.
- **Per Capita:** This is updated every year to reflect any changes to the citywide average teacher salary.
- **Number of students enrolled** at each school, and the **specific needs of those students.**
 - Student needs are “weighted” based on the cost of meeting the educational needs.
 - See the next slide for the table of weights.

Grade Base Weight	Weight
Grades K-5	1.00
Grades 6-8	1.08
Grades 9-12	1.03

Academic Intervention*	Weight
Poverty K-12	0.12
Below Standards 4-5	0.25
Below Standards 6-8	0.35
Below Standards 9-12	0.25
Well Below Standards 4-5	0.40
Well Below Standards 6-8	0.50
Well Below Standards 9-12	0.40
Heavy Graduation Challenge (OAUC) 2	0.40
Over-the-Counter (OTC) 9-12	0.40

Students in Temporary Housing	Weight
Students in Temporary Housing	0.12

English Language Learners	Weight
Standalone English as a New Language (ENL) K-5	0.40
Standalone English as a New Language (ENL) 6-12	0.50
Bilingual K-5	0.44
Bilingual 6-12	0.55
Commanding K-5	0.13
Commanding 6-12	0.12
Students with Interrupted Formal Education (SIFE)	0.12

Special Education	Weight
Low Intensity <=20%	0.56
Moderate Intensity 21% to 59%	1.25
Less Inclusive >=60% K-8	1.18
Less Inclusive >=60% 9-12	0.58
More Inclusive >=60% K	2.09
More Inclusive >=60% 1-12	1.74
Post IEP Transitional Support	0.12

Portfolio High Schools	Weight
Career and Technical Education (CTE) Tier 1	0.26
Career and Technical Education (CTE) Tier 2	0.17
Career and Technical Education (CTE) Tier 3	0.12
Career and Technical Education (CTE) Tier 4	0.05
Specialized Academic	0.25
Specialized Audition	0.35
Transfer Heavy Challenge (OAUC) ¹	0.40
Transfer Non-Heavy Challenge	0.21

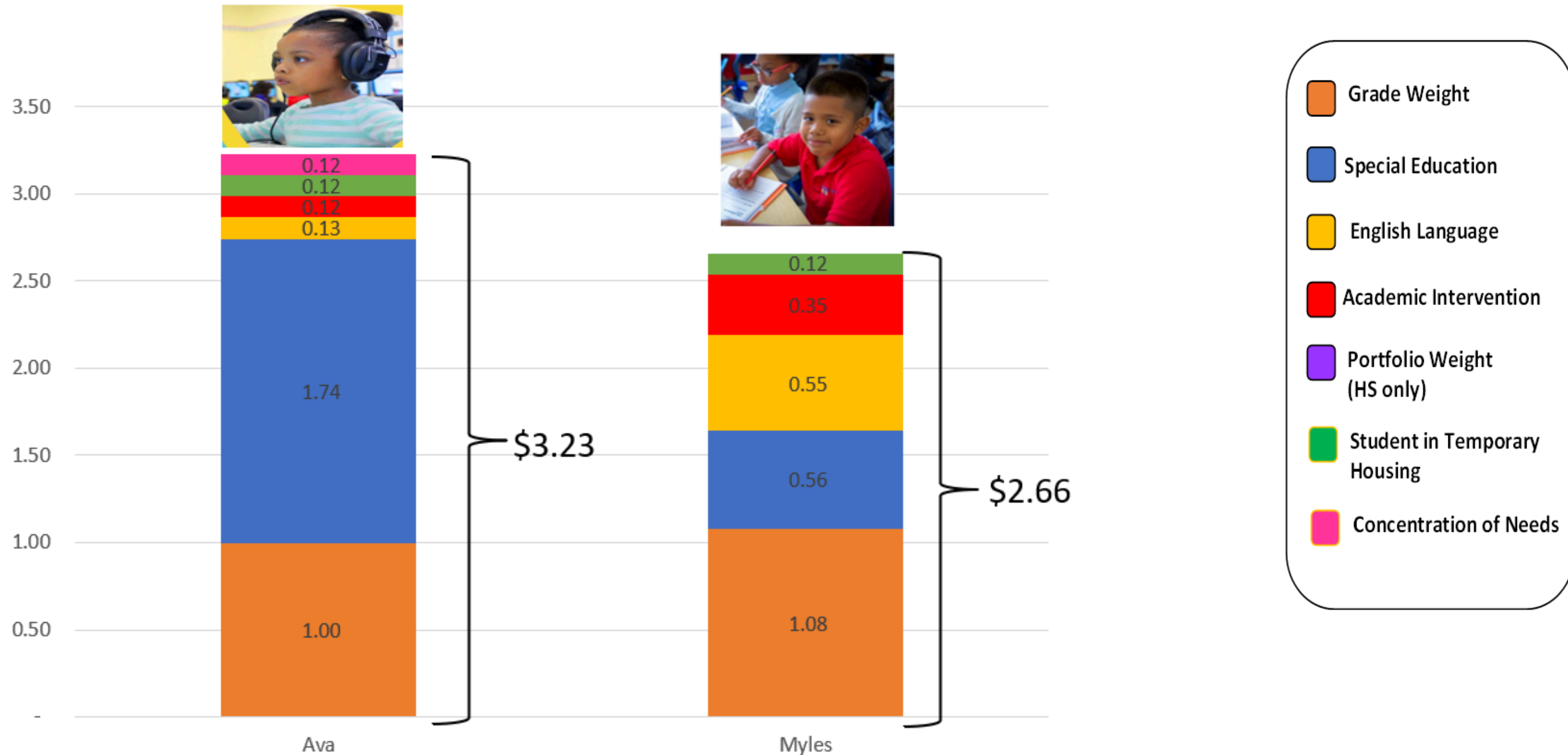
Concentration of Needs	Weight
Concentration Need Tier 3	0.12
Concentration Need Tier 2	0.08
Concentration Need Tier 1	0.04



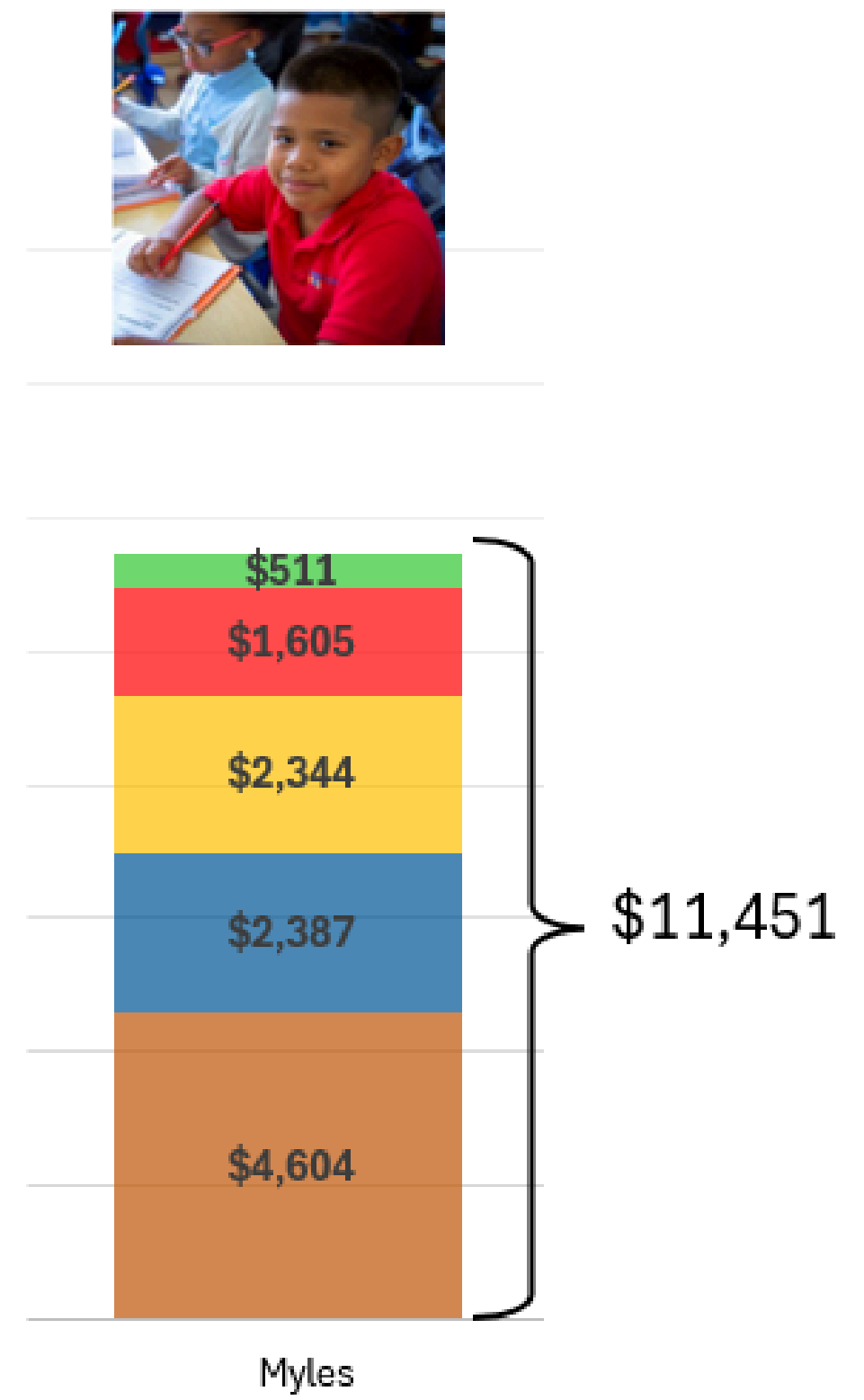
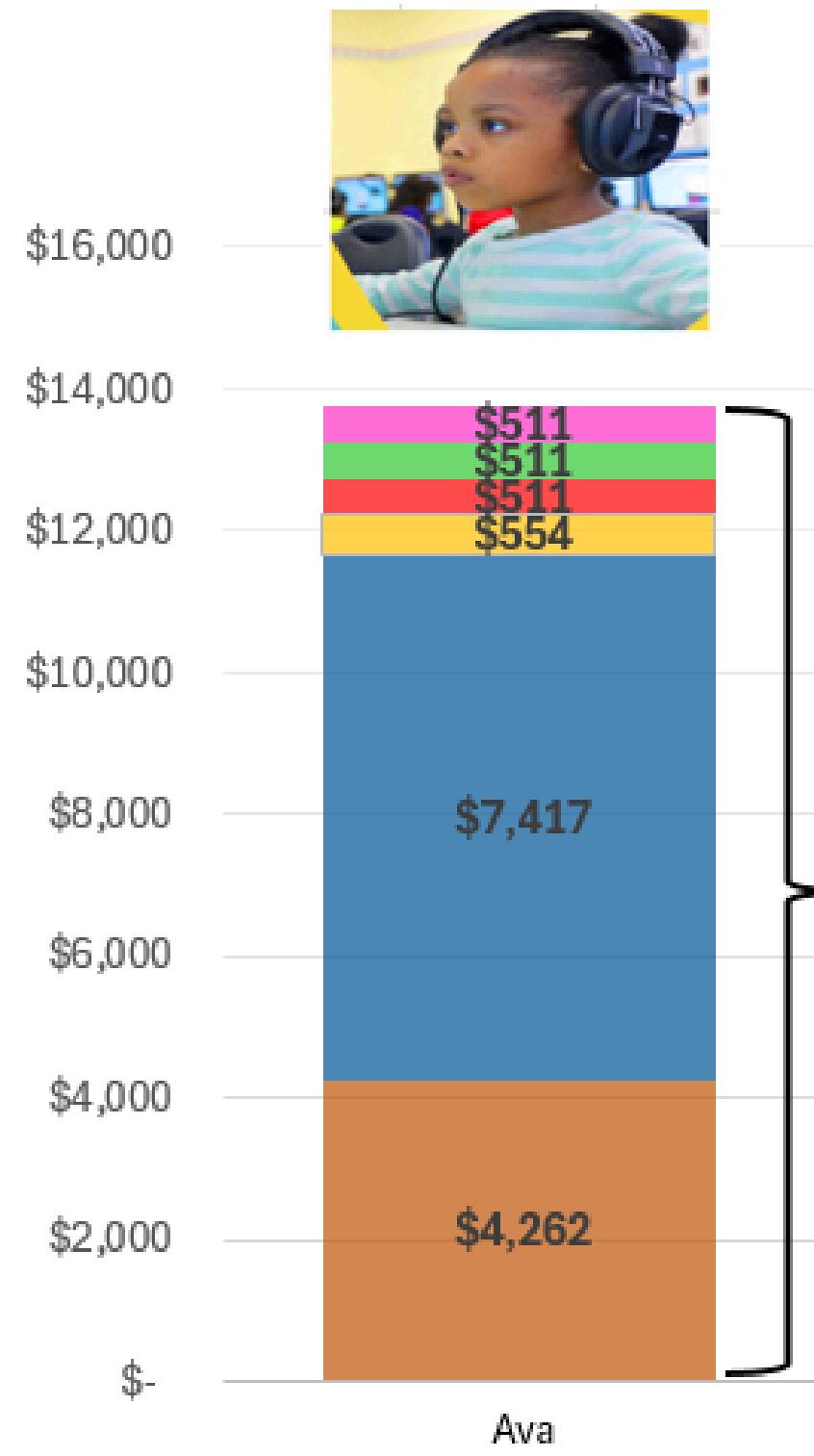
* Schools either receive funding for academic performance or for poverty [where prior test scores are not available].

The proposed weights are unchanged from 2025-2026.

How the FSF Weights Work Per Student: If the Per Capita Were \$1



How the FSF Weights Work per student: At the 2025-2026 per capita of \$4,262



- Grade Weight
- Special Education
- English Language
- Academic Intervention
- Portfolio Weight (HS only)
- Student in Temporary Housing
- Concentration of Needs

Budget Webpages

You can find an overview of the NYCPS' budget on the NYCPS' website, under "About Us >> Funding Our Schools"

<https://www.schools.nyc.gov/about-us/funding/funding-our-schools>

You can find the following online on the NYCPS' "Infohub," under "Reports >> [Financial Data and Reports](#)":

- Detailed information about each and every school budget allocation in the form of "school allocation memoranda" or "[SAMs](#)."
- A programmatic [guide to Fair Student Funding](#), as well as how the [FSF allocation](#) is calculated for each school [New Look].
- You can find the following online on each individual school webpage, under "Reports >> Budget and Finances": (see directions on slide 15)
 - Detailed information of the school's budget based on the different types of funding schools receive, and
 - Detailed information as to how the Principal has budgeted for the current year, including the number of staff positions and other planned spending.

Where can I find information about my school's budget?

The screenshot shows the NYC Public Schools website interface. At the top, the navigation bar includes 'NYC Public Schools', 'Enrollment', 'Find a School', 'Learning', 'School Life', 'Get Involved', 'Calendar', 'TeachHub', and 'Employees'. Below this is a secondary navigation bar with 'Overview', 'School Quality', and 'Reports'. The 'Reports' tab is highlighted with an orange box. A central green-bordered box contains a four-step guide: Step 1: Choose a school; Step 2: Select the Reports Tab; Step 3: Open 'Budget and Finances'; Step 4: Review reports, with sub-points for 'Fair Student Funding Detail', 'Galaxy Allocation', 'Budget Summary', and 'Budget At a Glance'. Blue arrows point from the 'Find a School' button to Step 1, from the 'Reports' tab to Step 2, from the 'Budget and Finances' section to Step 3, and from a scroll-up button to Step 4. The 'Budget and Finances' section is expanded, showing links for 'Fair Student Funding Detail', 'Galaxy Allocation', 'Budget Summary', and 'Budget At A Glance'.

NYC Public Schools Enrollment Learning Get Involved TeachHub Employees

Overview School Quality **Reports**

Building Accessibility Profile

Facilities

Budget and Finances

- [Fair Student Funding Detail](#)
- [Galaxy Allocation](#)
- [Budget Summary](#)
- [Budget At A Glance](#)

- **Step 1:** Choose a school
- **Step 2:** Select the Reports Tab
- **Step 3:** Open "Budget and Finances"
- **Step 4:** Review reports
 - **Fair Student Funding Detail:** Fair Student Funding allocation and associated student counts. New Streamlined Look.
 - **Galaxy Allocation:** Current budget by source of funding
 - **Budget Summary:** Current budget by use of funding
 - **Budget At a Glance: [NEW]** High level summary of school level budget allocations, spending plan, and school demographics compared to citywide averages.

NYC Public Schools

Fair Student Funding Details Web Page by School

Shows enrollment and dollars

- **Beginning of the School Year “Initial Allocation”** (based on projected registers).

- **The Mid-Year Change** (based on actual registers).
- **The Final Allocation** (based on actual registers).

[Expand All & Collapse](#) [Download to Excel](#) [Print \(*\)](#)

FY 2026 Fair Student Funding (FSF) Overview

	Initial Allocation	Mid Year Change	Final Allocation
Total FSF Allocation with Employee Benefits	\$2,789,629	(\$209,454)	\$2,580,175
Total FSF Allocation without Employee Benefits	\$1,819,729	(\$136,631)	\$1,683,098
Foundation	\$225,000	\$0	\$225,000
Collective Bargaining	\$550,590	(\$41,860)	\$508,730
Total Student Based Formula	\$1,044,140	(\$94,771)	\$949,369

FY 2026 Fair Student Funding (FSF) Details

Student Based Formula	Weight	Per Capita	Projected		Register Change	Final Registers		
			Initial Registers	Initial Allocation	Mid Year Register Change	Mid Year Change	Final Registers	Final Amount
Grade Weight Total			145	\$618,018	(7)	(\$29,835)	138	\$588,182
Need Weight Total				\$402,083		(\$60,332)		\$341,751

This school was projected to have **145 students**. They fell short of enrollment projections by **7 students** and the projections for student needs. The school received funding for the **138 students** enrolled.

Expand to see details by FSF Category and Weight.

The School Budget at a Glance Report

A One Pager Showing:

- Total Budget per Capita
- School Funding
- School Spending
- Student Demographics

All in simplified terms, with comparable data across schools.

School Budget At A Glance

This report is designed to provide a timely, simple and meaningful view of each school's budget. It contains summarized data that highlights the most important aspects of a school's budget. Making school budgets available to the public in this format creates transparency. To print this report, use landscape mode.

Enter 4 Digit School Code: School Year: [Search for a School](#) [Glossary/FAQ](#)

School Budget at a Glance School Year 2025-26

P.S. 000 Elementary School

Grades: K-5 | Enrollment: 145

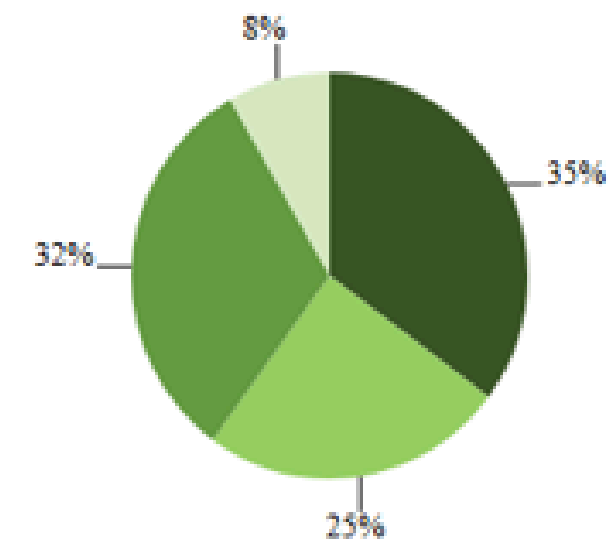
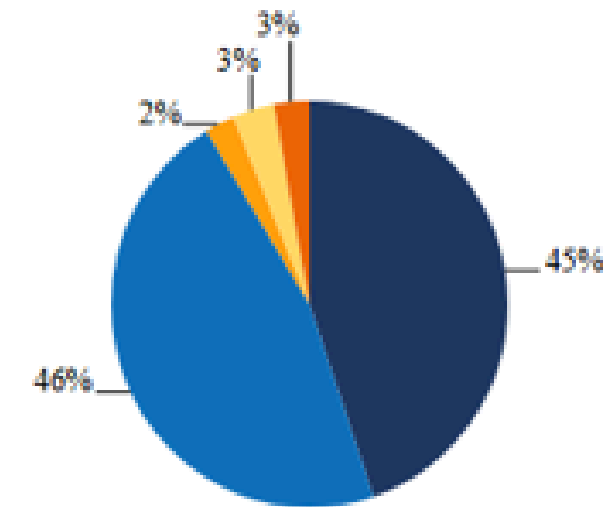
Funding for This School View Details	Including Employee Benefits	% of Total	Graph Color
State Student Funding (FSF) - Includes some C4E	\$2,776,394	45%	Dark Blue
All Other State and Local Funding	\$2,888,718	46%	Blue
State Contracts for Excellence (C4E) - Non-FSF	\$149,377	2%	Orange
Federal Title I	\$211,692	3%	Yellow
All Other Federal Funding	\$185,630	3%	Red

Total School Funding: \$6,214,811
 School Funding per student: \$42,861
 School Funding plus Average Central Services per student: \$57,048

Average Central Services* for schools in Districts 01-32 per student: \$14,187
 Central services, funded outside school budgets, include food services, facilities maintenance and debt payments on new facility construction, lease costs, school safety, school transportation, summer school, and central and field administration. Central and field administration make up approximately six percent of total central services.

Spending for This School	Total Including Employee Benefits	% of Total	Graph Color
Classroom Teacher Salaries	\$2,183,806	35%	Dark Green
All Other Salaries	\$1,540,252	25%	Light Green
Employee Benefits	\$1,962,516	32%	Medium Green
Other Than Personal Service (OTPS)	\$528,237	8%	Very Light Green

Total School Spending: \$6,214,811



\$42,861

Funds allocated per student for this school

That amounts to 79% more than the NYC Public Schools' AVERAGE (\$23,908) school year funding per K-12 student in Districts 1-32

Demographics†	Students in this school	Citywide
Economic Need Index	92%	74%
English Language Learners	7%	17%
Students with Disabilities	25%	22%
% Asian	9%	19%
% Black	21%	19%
% Hispanic	62%	42%
% Multi-Racial	4%	2%
% Native American	1%	1%
% White	3%	16%
% Missing Race/Ethnicity Data	0%	0%

†Student demographic data is from School Year 2024-25.

We Welcome Your Feedback

Your voice matters to us.

Comments and questions may be directed below **between
March 9, 2026 and April 28, 2026.**

Via email to
BudgetPublicComments@schools.nyc.gov

– OR –

By phone to (212) 374-6754.

Thank you!



schools.nyc.gov



[/nycschools](#)



Contact us:

JEANINE ROMAN
FAMILY LEADERSHIP COORDINATOR
EMAIL: JROMAN32@SCHOOLS.NYC.GOV
OFFICE: (718) 302-7600 EXT. 2452

LYDIA RUIZ-FERREIRA
FAMILY SUPPORT COORDINATOR
EMAIL: LRUIZFERREIRA@SCHOOLS.NYC.GOV
OFFICE: (718) 302-7686

